


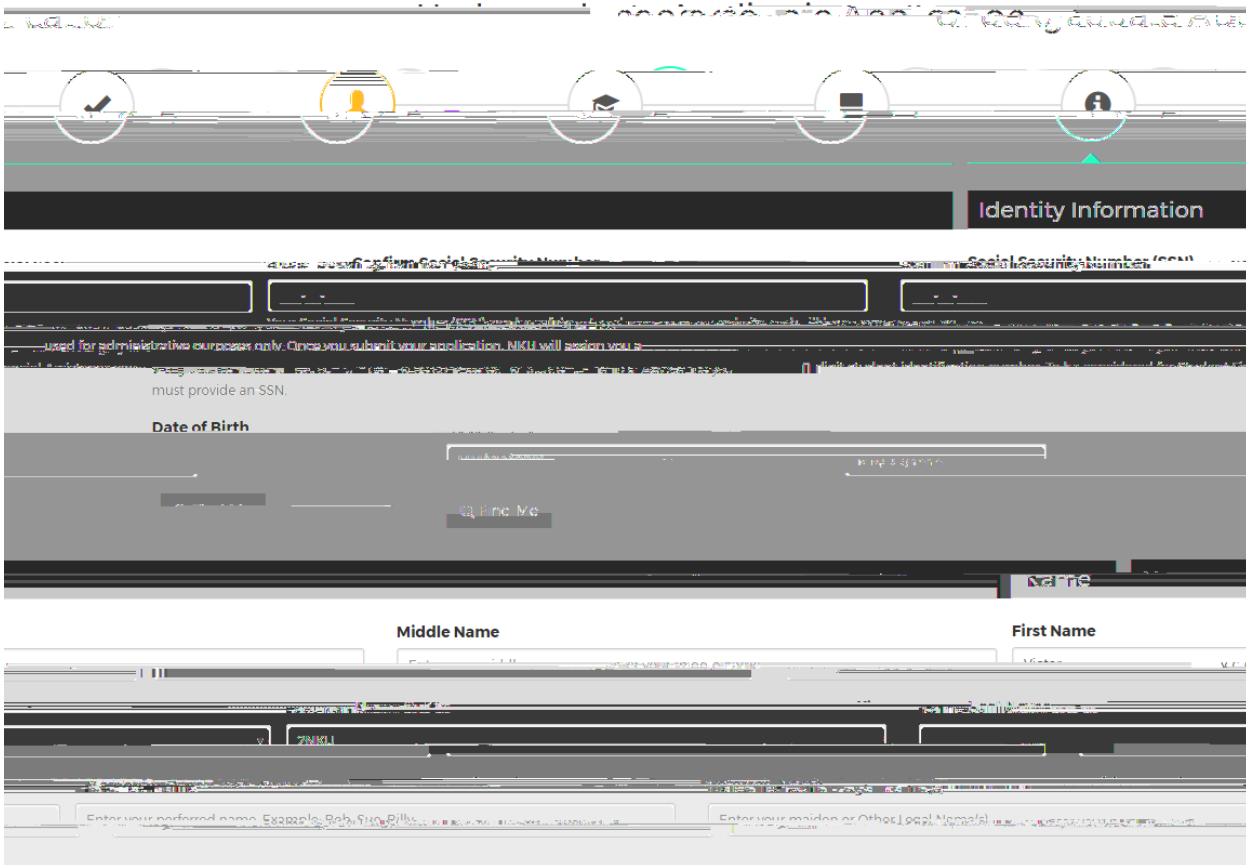
2NKU Program Application Instructions

Visit <https://apply.nku.edu> and select the Undergraduate Application

You will be asked to either create an account or log in under an existing account. If you have applied to NKU before in any capacity, you can log in and information will be pre populated for you.




Once logged in, you can begin the application. To move to the next page in the application, select Save and Continue each time.



The most important part of completing the application is this. When you get to this page, you MUST select your degree type as Non Degree. Then, you will get the option to select "2NKU Program" in the next

Country State/Region




The Final page asks for your Student ID at your current school (i.e., Gateway, Cincinnati State, JCTC, MCTC). Once you complete this page, you are ready to submit the application.

Undergraduate Application

Student ID

Housing

Where do you plan to live while attending NKU?



Related NKU Alumni

<input type="text"/>	<input type="text"/>	<input type="text"/>	<input type="text"/>
----------------------	----------------------	----------------------	----------------------

Additional Related NKU Alumni:

An Alumni or Alumna is someone who has graduated from NKU. Please enter the name of

<input type="text"/>	<input type="text"/>	<input type="text"/>	<input type="text"/>
----------------------	----------------------	----------------------	----------------------

[Previous](#) [Save and continue](#)

Before submission, this page will appear. Please disregard the application fee bullet—this is waived for 2NKU program applicants. Also, note the highlighted bullet point below.

Submit the application, and you're all finished! You will be notified by NKU when your application has been reviewed and provided with your next steps!

If you have any